

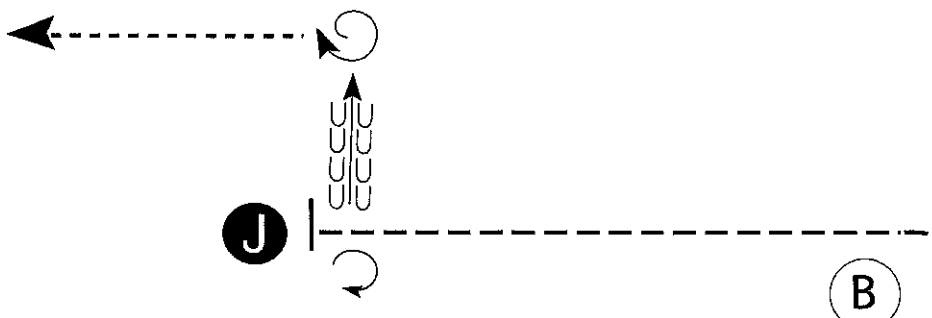
Scenic City

Showmanship (Youth , Amater, Select)

Show Date: 07/03/2026

w w w . H o r s e S h o w P a t t e r n s . c o m

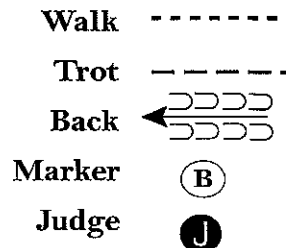
w w w . H o r s e S h o w P a t t e r n s . c o m



Be ready at A.

1. Trot from A to and around B and to Judge.
2. Stop and set up for inspection.
3. When dismissed, perform a 3/4 turn.
4. Back approximately 2 horse lengths.
5. Turn 1 1/4 turns.
6. Exit at a walk.

Follow the instructions of your ring steward.



[S/3-38]

Pattern Provided by:

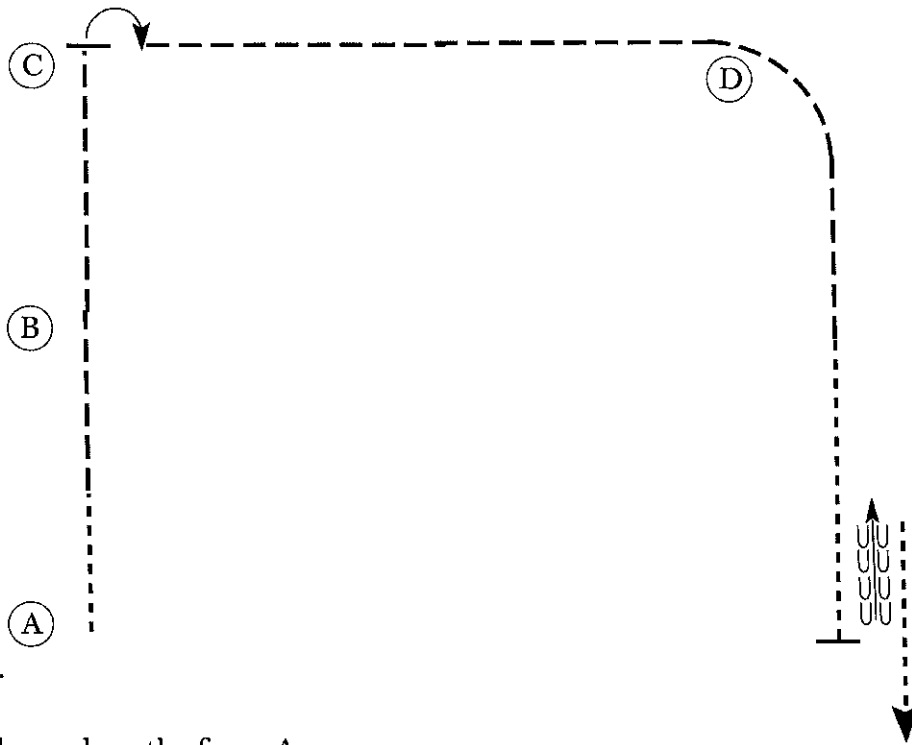
Scenic City

Hunt Seat Equitation (Walk trot)

Show Date: 07/03/2026

W W W . H O R S E S H O W P A T T E R N S . C O M

W W W . H O R S E S H O W P A T T E R N S . C O M



Be ready at A.

1. Walk two horse lengths from A.
2. Posting trot on the right diagonal to C.
3. Stop at C and perform a 90 degree turn on the hindquarters to the right.
4. Trot on the left diagonal to and around D.
5. When even with B, begin to walk.
6. Stop when even with A and back approximately one horse length.

Walk away from D and follow the instructions of your ring steward.

Walk	-----
Trot	- - - - -
Extended Trot	- - - - -
Canter	—————
Leg Yield	
Lead Change	///
Back	⤵⤴⤴⤴
Marker	Ⓚ
Sidepass	-----<
Hand Gallop	—————<

[HSE/WT-44]

Pattern Provided by:

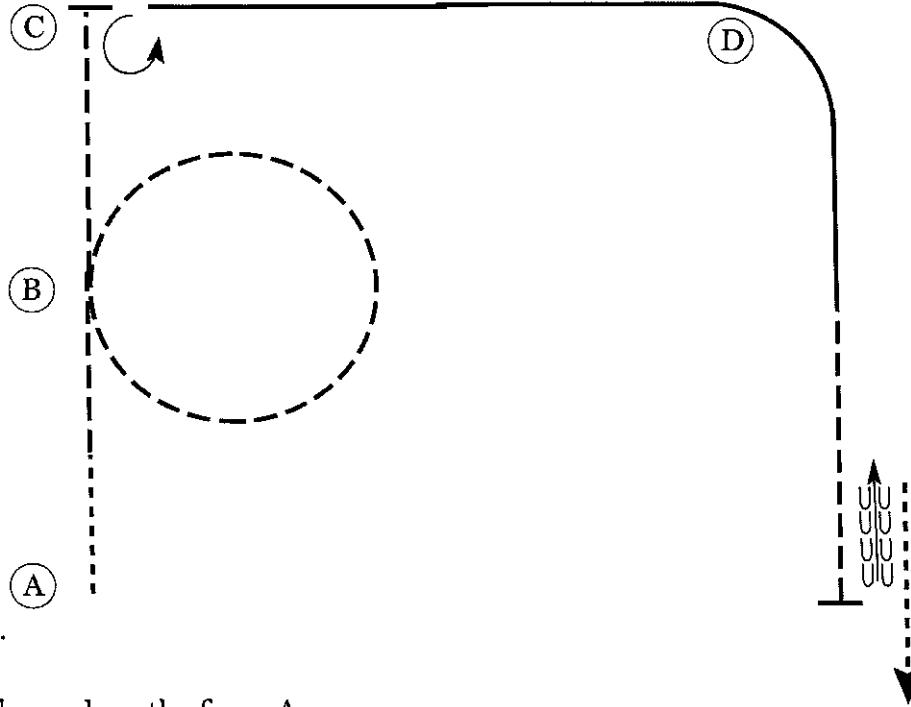
Scenic City

Hunt Seat Equitation (Level 1)

Show Date: 07/03/2026

W W W . H O R S E S H O W P A T T E R N S . C O M

W W W . H O R S E S H O W P A T T E R N S . C O M



Be ready at A.

1. Walk two horse lengths from A.
2. Sitting trot to B.
3. At B, trot a circle to the right on the left diagonal.
4. Continue trot to C.
5. Stop at C and perform a 270 degree turn on the hindquarters to the left.
6. Canter on the right lead to and around D.
7. When even with B, begin a posting trot on the right diagonal.
8. Stop when even with A and back approximately one horse length.

Walk away from D and follow the instructions of your ring steward.

Walk
Trot	- - - - -
Extended Trot	- - - - -
Canter	—————
Leg Yield	
Lead Change	///
Back	←←←
Marker	(B)
Sidepass	←←←
Hand Gallop	—————

[HSE/2-44]

Pattern Provided by:

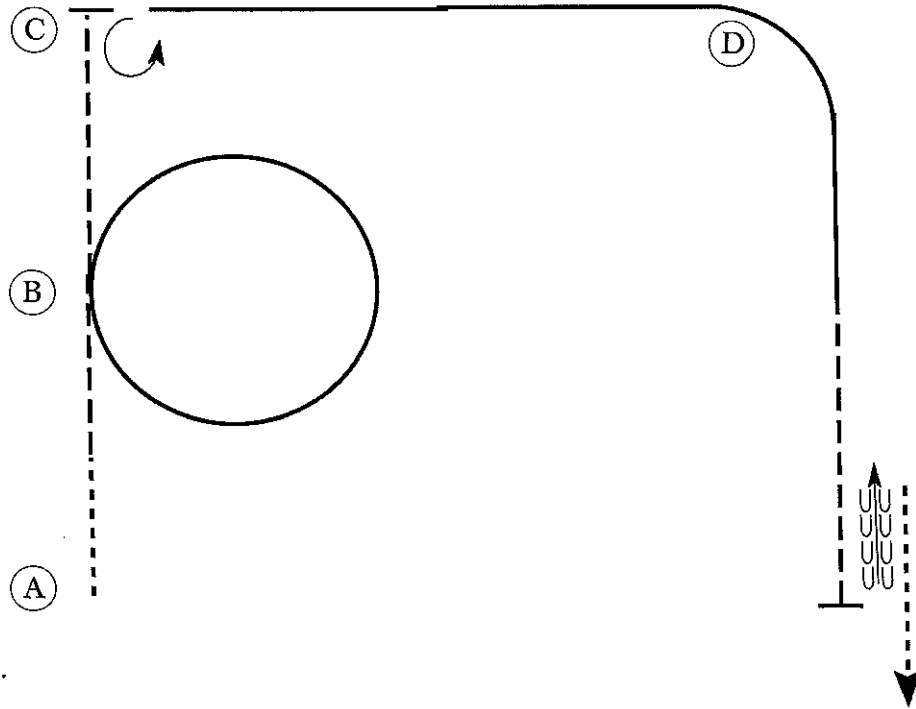
Scenic City

Hunt Seat Equitation (Amateur , Select, Youth)

Show Date: 07/03/2026

www.HorseShowPatterns.com

www.HorseShowPatterns.com



Be ready at A.

1. Walk two horse lengths from A.
2. Sitting trot to B.
3. Canter a circle to the right at B.
4. Posting trot on the left diagonal to C.
5. Stop at C and perform a 270 degree turn on the forehand to the left.
6. Canter on the left lead to and around D.
7. When even with B, begin a posting trot on the right diagonal.
8. Stop when even with A and back approximately one horse length.

Walk away from D and follow the instructions of your ring steward.

Walk	-----
Trot	- - - - -
Extended Trot	-----
Canter	-----
Leg Yield	
Lead Change	↙ ↘
Back	←←←←←
Marker	⊙
Sidepass	←←←←←
Hand Gallop	-----

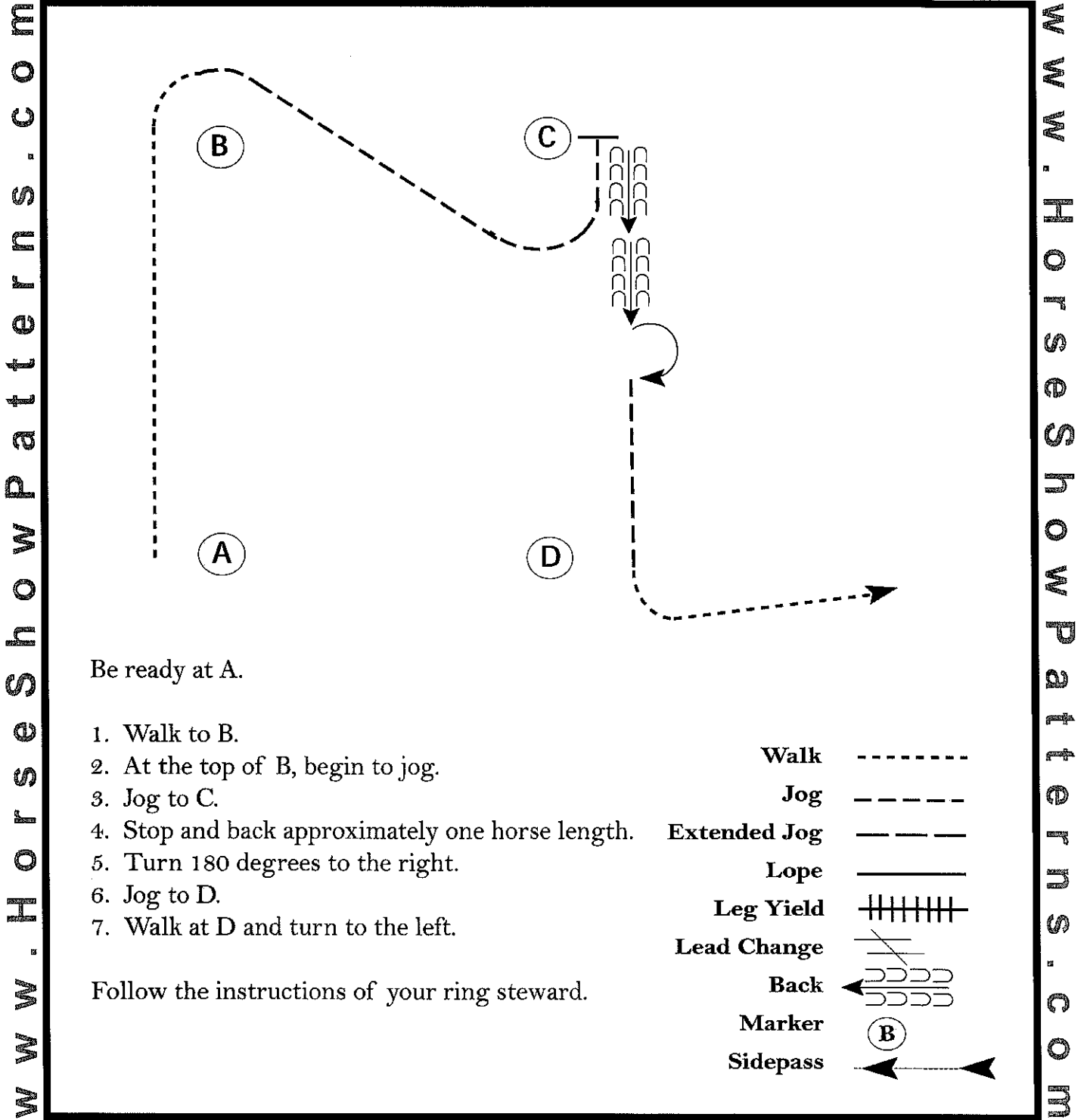
[HSE/3-44]

Pattern Provided by:

Scenic City

Western Horsemanship (Walk Trot)

Show Date: 07/03/2026



Be ready at A.

1. Walk to B.
2. At the top of B, begin to jog.
3. Jog to C.
4. Stop and back approximately one horse length.
5. Turn 180 degrees to the right.
6. Jog to D.
7. Walk at D and turn to the left.

Follow the instructions of your ring steward.

Walk	-----
Jog	- - - - -
Extended Jog	— — — —
Lope	—————
Leg Yield	
Lead Change	— / —
Back	← C C C C
Marker	⊙ B
Sidepass	← — — — →

[WH/WT-52]

Pattern Provided by:

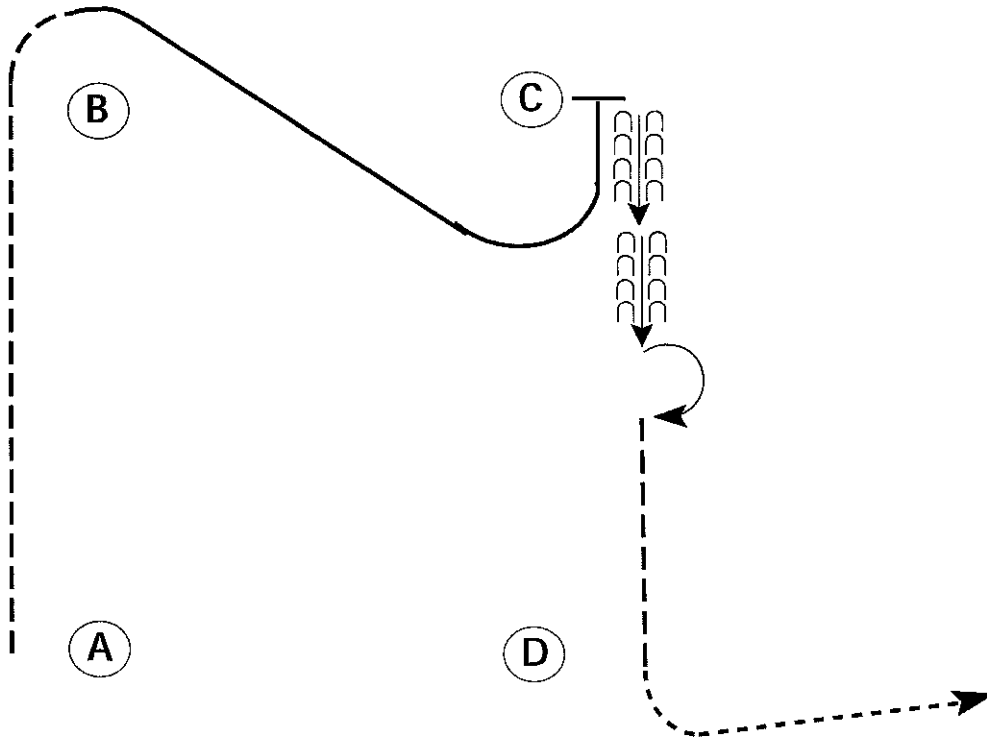
Scenic City

Western Horsemanship (L1,)

Show Date: 07/03/2026

www.HorseShowPatterns.com

www.HorseShowPatterns.com



Be ready at A.

1. Jog to B.
2. At the top of B, pick up the left lead.
3. Lope on the left lead to C.
4. Back approximately one horse length.
5. Turn 180 degrees to the right.
6. Jog to D.
7. Walk at D and turn to the left.

Follow the instructions of your ring steward.

Walk	-----
Jog	- - - - -
Extended Jog	— — — —
Lope	—————
Leg Yield	
Lead Change	— / —
Back	← C C C C C
Marker	Ⓚ
Sidepass	← — — — — →

[WH/1-52]

Pattern Provided by:

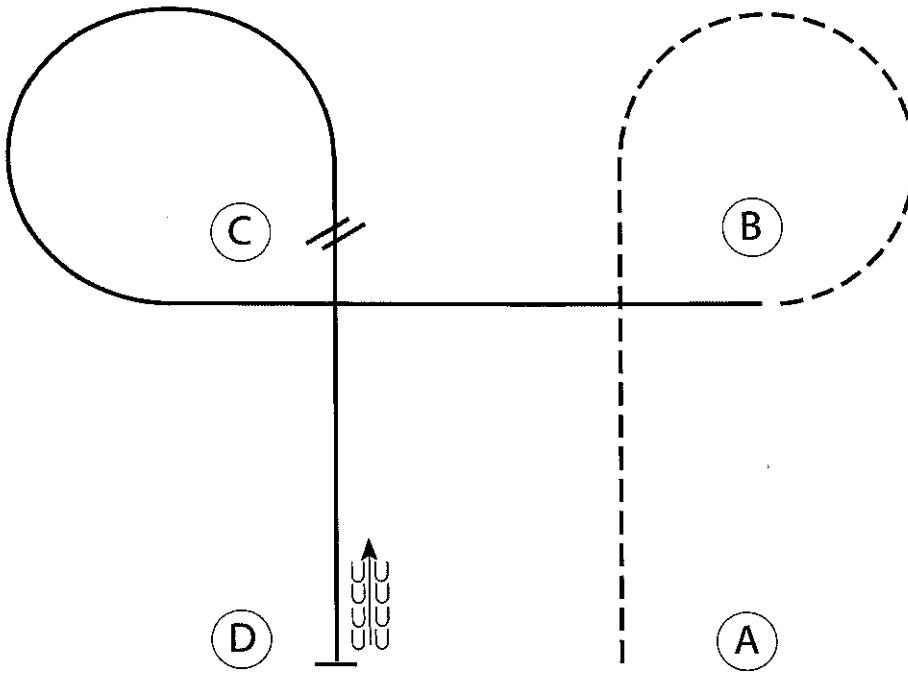
Scenic City

Western Horsemanship (Amateur Youth)

Show Date: 07/03/2026

www.HorseShowPatterns.com

www.HorseShowPatterns.com



Be ready at A.

1. Jog A to B.
2. Jog a circle around B.
3. At B, lope on the right lead to C.
4. Lope a circle around C.
5. At C, perform a simple lead change and continue to D.
6. At D, stop and back one horse length.

Follow the instructions of your ring steward.

Walk	-----
Jog	-----
Extended Jog	-----
Lope	—————
Leg Yield	
Lead Change	—/—
Back	←←←←←
Marker	Ⓚ
Sidepass	←-----→

[WH/2-13]

Pattern Provided by:

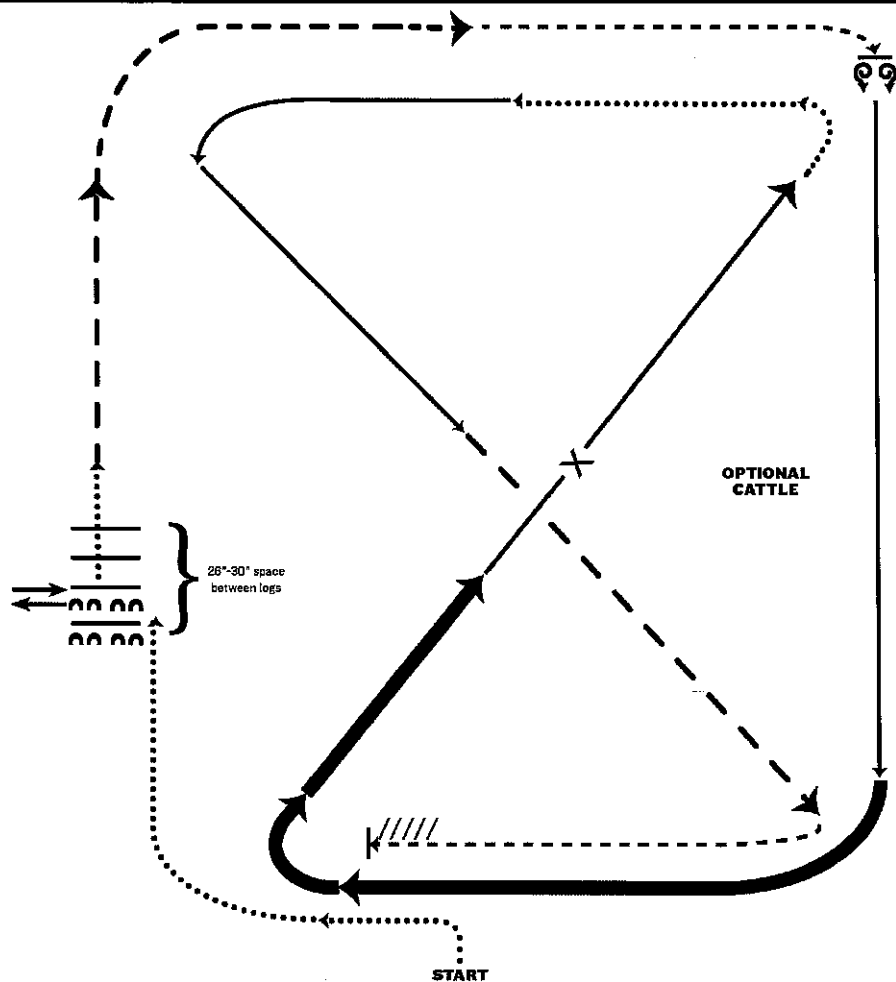
Scenic City

Ranch Riding

Show Date: 07/03/2026

WWW.HORSESHOWPATTERNS.COM

WWW.HORSESHOWPATTERNS.COM



1. Walk
2. Side pass left across first log, side pass 1/2 way to right
3. Walk across logs
4. Extended trot
5. Trot
6. Stop, 360 degree turn each direction (either direction 1st) (L-R or R-L)
7. Lope right lead
8. Extended lope (right lead)
9. Collect lope, change leads (simple or flying)
10. Walk
11. Lope left lead
12. Extended trot
13. Trot
14. Stop and back

Note: The drawn description of this pattern is only intended for the general depiction of the pattern. Exhibitors should utilize the arena space to best exhibit their horses.

[RR/AQHA-8]

Pattern Provided by: